

River Rock Ranch POA

New Parking Pass Request Process

River Rock Ranch POA Homeowners,

We have amended the process for requesting an overnight parking pass. Previously, owners would call or email DAMC when they needed a parking pass; however, that process will be replaced with a digital request form that is located on the Owner Portal. Logging into the Owner Portal is easy. Owners can gain access to the Portal by navigating to the POA website at www.riverrockranchhoa.com

If this is your first time logging into the Owner Portal, then click on “Initial Login” and follow the prompts from their to create your profile. You will need your account number to complete the profile creation, and that number can be found on your account statement.

River Rock Ranch, POA
Professionally Managed by Diamond Association Management & Consulting

Home Resident Resources Board of Directors Governing Documents

Welcome to the River Rock Ranch POA Website!
The POA for River Rock Ranch is the non-profit Corporation that governs the neighborhood River Rock Ranch. As a reminder, the website is offered as a value added service of information.

None of the information is to be considered the official Governing Documents or Minutes of the Corporation. Items may have been updated, and are only considered official when received from the Managing Agent, which is managed through our Association Management Company, Diamond Association Management & Consulting, or DAMC.

Login Name:
Password:

[Forgot Login](#) [Initial Login?](#)

Once you have logged in successfully, you will land on your portal “Home Page”. Below the account information you will see, “Requests”. To request a parking pass simply click on “View and add resident requests”.

Homeowner Account


Account Number: [REDACTED]
Property Address: [REDACTED]
Status: Current
Last Payment Date: 07/23/2019
Last Payment Amount: \$175.00
Current Balance Due: \$0.00

Architecturals: 3 [View and add ACC Plan](#)
Requests: 0 [View and add resident requests](#)
Vehicles: 0 [View and add vehicles](#)
Violations: 0 [View open and closed violations](#)

Once in the resident request window, please click "Add New", and then use the dropdown box to select "RRR Parking Pass" .

Manage: Resident Requests

Use this page to search for Resident Requests.

 Add New

 Home

Id	Title	Status
----	-------	--------

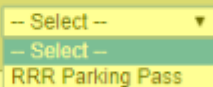
No resident requests found!

Add New: Resident Request

Submit a request to the management company. Click Save when you are done.

Details

Type:



Lastly, your parking pass request form will be displayed. Please fill out this form and be sure not to skip any form fields, and click save.

Add New: Resident Request

Submit a request to the management company. Click Save when you are done.



Details

Please be sure your email address is updated in your Owner Portal. We will use this email address when sending your parking pass. If you're submitting this request for a parking pass after 5:00 PM during the week, then your pass will not be generated until the following day. If you're requesting a parking pass after 5:00 PM on a Friday, then your request will not be generated until the following Monday. When you receive your parking pass, please print and display in the driver's side front windshield. The HOA will not be responsible for vehicles which are towed or ticketed due to the parking pass not being displayed properly. Please be sure to fill in all the requested data below to complete this request.

Thank you,
DAMC

Type: RRR Parking Pass

Additional Fields

Vehicle Year
Vehicle Make
Vehicle Model
Vehicle Color
Vehicle License Plate Number
Date 
Pass End Date 

Check this box to ensure you entered all the necessary information requested for this parking pass.

The disclaimer on the request form prefaces the importance of ensuring the correct email address is recorded on your Owner Profile. All parking passes are emailed to the email address which is reflected in our system, which is the same email address displayed in your Owner Profile.

Thank you